



Leicestershire
Police

Protecting our communities

Knife Crime

Scrutiny Commission Briefing

leics.police.uk

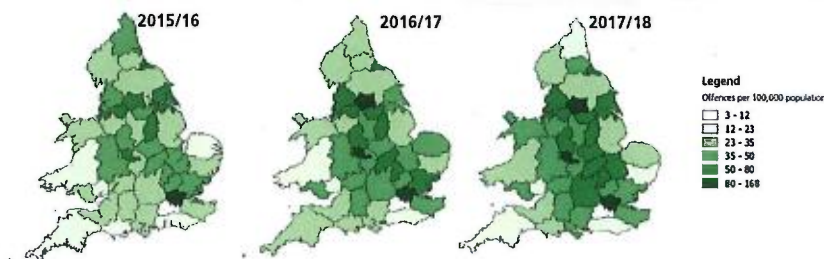
Version 4 | 15 November 2018
Author: Supt Shane O'Neill

What we will be covered:

- Number of knife crime incidents in the city
- Leicester approach
- Examples of projects
- What more we can do?

A4b: ESTIMATED KNIFE OR SHARP INSTRUMENT OFFENCES RECORDED BY THE POLICE FOR SELECTED OFFENCES¹

	2015/16		2016/17		2017/18	
	Number	Offences per 100,000 population	Number	Offences per 100,000 population	Number	Offences per 100,000 population
Derbyshire	356	34	405	39	494	48
Leicestershire	396	38	498	48	725	67
Lincolnshire	211	29	185	25	231	31
Northamptonshire	347	49	417	58	452	61
Nottinghamshire	585	52	742	67	822	72
East Midlands Region	1,895	41	2,247	48	2,724	57



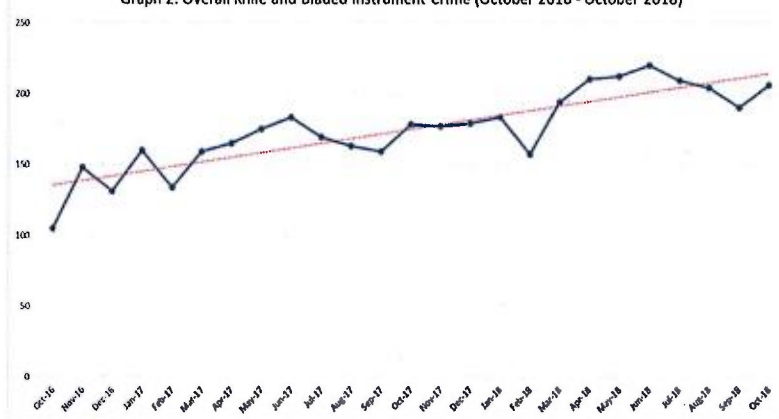
leics.police.uk



3

Knife Crime – Leicester Leicestershire and Rutland

Graph 2: Overall Knife and Bladed Instrument Crime (October 2016 - October 2018)



leics.police.uk

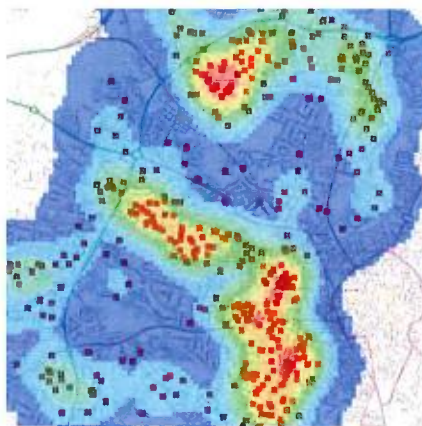


4

The facts and figures

Knife Crime is present across Leicester, Leicestershire and Rutland.

- Three hotspot areas
 - City Centre
 - Robbery
 - Alcohol Related
 - East Leicester
 - Drug
 - Urban Street Gangs
 - Domestic Incident
 - West Leicester
 - Young People
 - Urban Street Gang

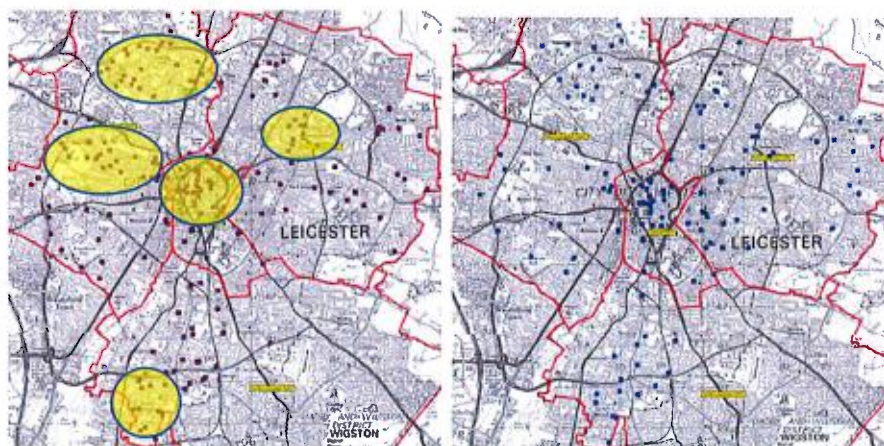


The facts and figures: Under 17 years

City Wards: April 2017 – March 2018

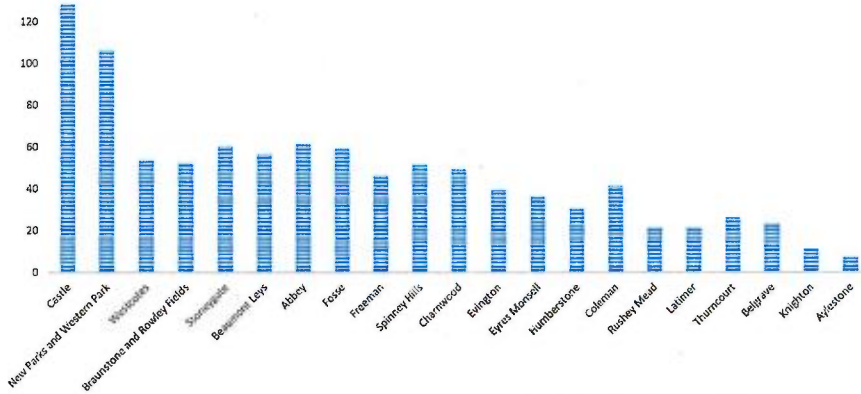
Suspect

Victim



Knife Crime – Leicester City

OVERALL KNIFE AND BLADED INSTRUMENT CRIME BY CITY WARD
(APRIL 2017-FEBRUARY 2018)



Knife Crime – Leicester City continued

Offence Location Involving Those Under 17 based upon Suspect and Victim Data				
Neighbourhood Policing Area	Occurrence Location Ward	April 2016 - March 2017	April 2017 - March 2018	April 2018 - October 2018
NIC	CITY CENTRE / CASTLE	17	30	10
	CLAREDDON PARK UNIVERSITY	6	2	3
	CULTURAL QUARTER	11	15	13
	RIVERSIDE	4	5	4
NE	BELGRAVE	6	5	0
	CHARNWOOD	3	12	12
	COLEMAN	8	7	13
	ELVINGTON	7	13	7
	HUMBERSTONE	7	12	11
	LATIMER	6	1	7
	RUSHEY MEAD	10	10	6
	SPINNEY HILLS	11	11	7
	STONEYGATE	7	7	3
	THURMINGTON	7	5	1
NIS	AYLESTONE	7	7	3
	EYRES MONSELL	6	22	25
	FREEMAN	8	13	6
	KNIGHTON	3	4	4
NIW	ABBAY	11	18	11
	BEAUMONT LEYS	24	20	14
	BRAUNSTONE AND ROWLEY FIELDS	15	13	17
	FOSSE	3	11	3
	NEW PARKS	24	26	20
	WESTCOTES	3	3	3
Total		220	272	216

Who is likely to be affected?

Demographics	Victims		Offenders	
	Raw	Per 1000 Population	Raw	Per 1000 Population
Gender				
Male	412	0.8	642	1.3
Female	199	0.4	108	0.2
Unknown	396	N/A	9	N/A
Age Range				
<12	11	0.1	14	0.1
12-17	72	0.9	135	1.8
18-24	142	1.3	165	1.5
25-34	163	1.3	183	1.4
35-44	98	0.7	140	1
45-54	72	0.5	77	0.6
55-64	32	0.3	23	0.2
>64	16	0.1	9	0.1
Not Stated	401	N/A	13	N/A

Male

12-24 years

West Leicester and East Leicester

leics.police.uk

9

Who is likely to be carrying a knife?

Chart 1: The Proportion of Male and Female Habitual Knife Carriers

93% Male
7% Female

City Centre
5

East Leicester
14

West Leicester
13

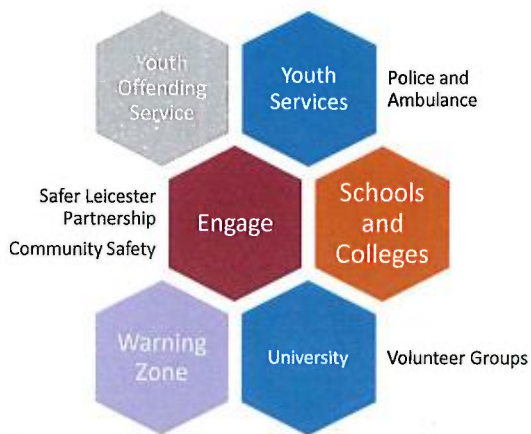
Age Range	Frequency
<12	0
12-17	14
18-24	19
25-34	13
35-44	7
45-54	3
55-64	0
>64	0
Total	56

NPA	Frequency
NE	14
NW	13
NL	12
NS	5
NC	5
NH	3
DOFB	1
NM	1
NR	1
Total	56

leics.police.uk

10

Partnership In Place



Social Pressures, gangs and drugs supply



bestknivesofig

4,400 posts 14.9k followers 500 following

Best Knives Of Instagram - The coolest/best knife pictures - Tag your best knife picture for a post




Measures in place to tackle the increase

A Slice of Reality

Rage, Coerced, The Gamble, Joint enterprise, Impact & Aftermath

If you were Prime Ministers what would you do to reduce knife crime?

- Charge everyone that carries a knife
- Stop people from buying knives and check their house and check
- Stop people bringing knives out
- Life (in prison) for carrying a knife



What is one thing you are taking away from this session?

- More understanding of knife crime
- Not to bring a knife out
- Not to carry a knife
- Don't carry stuff

Measures in place: Year 6 onwards

LIFE OR A KNIFE MAKE THE RIGHT CHOICE

Best Practice: National Scanning

No knives, better lives.

FOR YOUNG PEOPLE FOR PARENTS FOR PRACTITIONERS

If someone you're with kills or injures someone with a knife, you could go to prison too.

KNOW THE FACTS

FOR YOUNG PEOPLE FOR PARENTS FOR PRACTITIONERS

leics.police.uk Leicestershire Police 15

What Next? What can we all do?

An anti-knife crime project

A Slice of Reality

Rage, Coerced, The Gamble, Joint enterprise, Imp...

#knifefree

Carrying a knife could cost you four years in prison.

#LivesNotKnives

leics.police.uk Leicestershire Police 16

What Next? What can we all do?

- **Recognise that carrying a knife is usually a symptom of other issues**
- **Encourage young people to challenge and discuss knife crime and causes with trusted adults**
- **Share information to help prevent harm and intervene early**
- **Help with continuous messages to embed an alternative narrative to violence**